



Office Performance Report (OPR)




Purpose

To know the dominant offices in a given area, and/or
 To identify low-performance offices for possible acquisition, and/or
 To find out where your office stands in terms of market-share, and/or
 To determine which broker you should recruit (for agents)



Method


You identify the area(s) that we will conduct the study on, whether by City, MLS area, or ZIP code. We then produce a report based on this territory.



You get

A detailed activity report showing how offices performed. For each office, this report identifies:

- the number of closed listing and selling ends
- the total value of sales (in \$)
- the market share the office holds in terms of the number of sales (in %)
- the market share the office holds in terms of the value of sales (in %)
- the average number of days properties listed with the office stayed on the market
- the asked to sold ratio
- the office's rank among all other offices in the chosen area by units and value



For pricing information Please contact us at 1-877-785-8040

Sample Office Performance Report

OFFICE	ADDRESS	UNITS	VALUE	MSHARE#	MSHARE\$	AV. DOM	AV. SALE	AV. A/S%	RANK #	RANK \$
Home Real Estate Inc	177 Westpark Way, #120	483	75,123,553	11.188%	8,355%	66	155,535	97.66%	1	2
Best Homes Realty	2725 E. Southlake Blvd. Suite 100	426	95,253,678	9.868%	10,594%	67	223,600	98.11%	2	1
Us Real Estate Ltd.	6289 Colleyville Blvd.	299	57,069,100	6.926%	6,347%	70	190,867	98.48%	3	3
Sell For Less Realty	123 Main Street, Unit 5	143	28,042,811	3.312%	3,119%	70	196,104	98.17%	4	5
Life Real Estate Specilists	444 Union Street	124	40,083,378	2.872%	4,458%	88	323,253	97.16%	5	4
Guaranty, Realtors	5656 Lawrence St. W	110	17,970,561	2.548%	1,999%	109	163,369	96.51%	6	11
Homes-For-Sale Realtors	1195 E. Southlake Blvd. Suite 100	89	25,741,815	2.062%	2,863%	66	289,234	97.73%	7	7
Realty International	4422 Colleyville Blvd.	89	18,421,065	2.062%	2,049%	56	206,978	97.58%	7	9
Sam's Fine Property	1999 S. White Chapel Blvd. 180	85	18,280,821	1.969%	2,033%	69	215,068	96.92%	9	10
Melissa Hidalgo	601 W. Southlake	84	23,099,677	1.946%	2,569%	62	274,996	97.87%	10	8
Prudential Texas Properties	4717 Colleyville Blvd.	84	17,783,183	1.946%	1,978%	81	211,705	98.01%	10	12
World Wide Properties Inc	1230 S Main St.	77	13,930,978	1.784%	1,549%	78	180,922	97.69%	12	14
Molson Professionals	4856 Keller Parkway	66	10,342,031	1.529%	1,150%	74	156,697	98.54%	13	19
Star Real Estate	7050 Carroll St., Suite 150	59	27,664,580	1.367%	3,077%	53	468,891	97.74%	14	6
New Horizon R.E.	700 E. Southlake Blvd. #130	57	13,158,710	1.320%	1,463%	69	230,855	98.12%	15	16
Find-A-House Realtors	9336 Widow St., Ste 15	54	8,810,128	1.251%	0,980%	56	163,151	93.93%	16	22

Note:

We allow up to 8 hours to gather information. In some cases data acquisition is very difficult and therefore time spent in excess of 8 hours is invoiced on an hourly basis. Clients are advised in advance and an estimated cost is provided.